

Mercury Collection

# Technology Integration



Finishes shown in Bandelier color scheme.

watsonconsoles



# Built for capacity, efficiency & flexibility

Mercury's modular tech/cable bridges, hubs and cabinets allow you to tailor PCs, wiring and accessories to meet the needs of your dispatch operations. Our consoles seamlessly integrate technology to save time and space, while enhancing operator effectiveness.

## Wired for Convenience

Watson technology storage is created for easy access for the IT team, and most components are lockable to prevent DIYers from fix attempts. Even when the position is active—or placed against a wall—cables, cabinets, and bridges are easily reachable.

### Hub cabinets

Hub cabinets are the heart of the console, allowing dedicated power and data entry points, centralized grounding and facilitating cable management.

In Mercury Pro, the hub can rack mount up to 7RU Standard, and provides two 13-outlet PDUs per console. In Standard and Base, the hubs supply two 10-outlet PDUs per console.

### Technology Cabinets

This outboard technology storage can be accessed from both front and rear and offers optional slide out shelves as well as significant cable management capacity. Built in fans provide active cooling, optimizing performance and extending technology life.

Tech Cabinets can be optioned with rack mounts to increase PC capacity and provide mounting for other technology.

## Bridge Options

Customize your bridge to your specific requirements with a High Capacity Cable Bridge or a PC-housing Technology Bridge.

### A High Capacity Cable Bridge

Ideal for more robust technology needs, the cable bridge accommodates tech and equipment cabling. Dedicated channels for power and low voltage cables reduce the risk of signal interference and facilitate troubleshooting. Combine with the Watson Tech Cabinet to create an optimal technology solution.

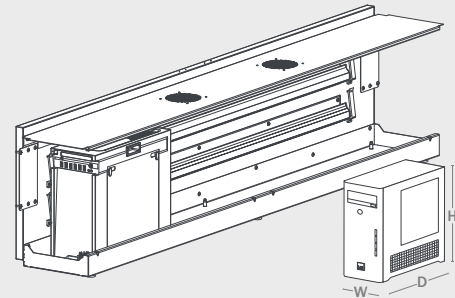
### B Technology Bridge

This space-saving, under-surface solution is ideal for Centers with light technology needs. Easy PC installation and side-firing PC placement simplify maintenance access. The vented Tech Bridge fits up to five

small-format or mid-size PCs. Fans circulate cool air and keep technology operating at optimal temperatures. Dual cable channels keep power and low voltage cables separate, reducing the risk of signal interference.

#### Technology Bridge Capacity

Console Width	Small Format PCs*	Mid Tower PCs*
60"	2	2
66"-72"	3	2
78"-90"	4	3
96"	5	3



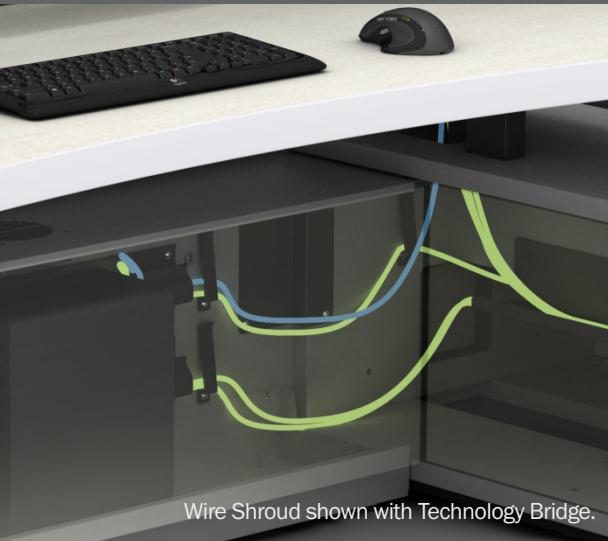
\*Small Format PC is up to 11.5"D; Mid Tower is up to 15.75"D.  
All formats must be no larger than 15" H and 7"W.

## Mercury Collection Wire Management

Complex technology doesn't require a complex solution. Our easy to use energy chains for Pro and Standard, and shrouds for Base keep everything organized and convenient while providing superior, high capacity cable management to both adjustable and fixed workspaces.



Energy Chain shown with Technology Bridge.




Wire Shroud shown with Technology Bridge.

26246 Twelve Trees Lane NW, Poulsbo, WA 98370  
tel 360.394.1300 [watsonconsoles.com](http://watsonconsoles.com)

watsonconsoles



# Flexible. Elegant. Innovative. **Mercury.**



**Flexible:** Mercury's technology solutions for PC and Cable storage adapt to both your space and IT needs. Conserve space with a tech bridge or build out your technology capacity with a cable bridge and outboard PC storage, the Mercury collection is designed to scale to you.

**Elegant:** The Mercury collection incorporates elegant solutions to common workstation problems. The **Active Cooling System** found in our technology storage cabinets is a perfect example; it uses low noise axial fans with front and back vents to circulate cool air and keep equipment running at optimal temperature.

**Innovative:** Movement enhances a workstation for dispatchers, but complicates it for cables. Mercury's energy chains and efficient cable management enable movement without tangling or crimping cables, and keeps wiring organized and properly arrayed.



**watsonconsoles**

26246 Twelve Trees Lane NW, Poulsbo, WA 98370  
tel 360.394.1300 [watsonconsoles.com](http://watsonconsoles.com)