

Mercury Standard & Pro

Slat Rail Monitor Systems



Mercury Pro shown in Zion color scheme with Tensile Fabric.

watsonconsoles

Display mounting solutions to help operators focus on the job at hand

The Slat Rail for Mercury Pro and Standard is a robust solution for all of your monitors and work tools. Create the monitor array that is best for your team today with the system that will continue to meet your evolving needs tomorrow.

Array Options

Mercury's Slat Rail Array system—which is electronically adjustable on Mercury Pro models, and fixed on Mercury Standard—can be stacked to provide dual tier monitor configurations. The array is available in sizes 36" to 84" (in six-inch increments), holding any variety of monitor sizes and orientations. The extruded aluminum bars eliminate bowing and flexing, and each system includes cable management to keep power and video cables tidy.



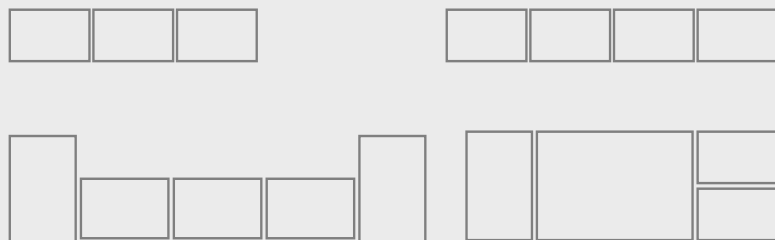
Mercury Pro shown in Teton color scheme with Quench Fabric.



Slat Rail Array system can hold any variety of monitor sizes and orientations.

Ultimate Flexibility


Choose the monitor configuration that suits your team. The Slat Rail can be matched with a variety of configurations, including large format monitors up to 55". Additionally, select from a variety of monitor arms to deliver optimal user-comfort. Monitor arms are available in fixed, focal-depth only, or fully articulating.




Additional configurations available

Work Tools

A range of tools to help optimize efficiency can be mounted to the Slat Rail Array in addition to monitors. Status indicators, task lighting, small format PCs, binder holders, file trays, keyboard trays, and phone trays are all compatible with the Slat Rail Array system.



Status Indicator



Small Format PC